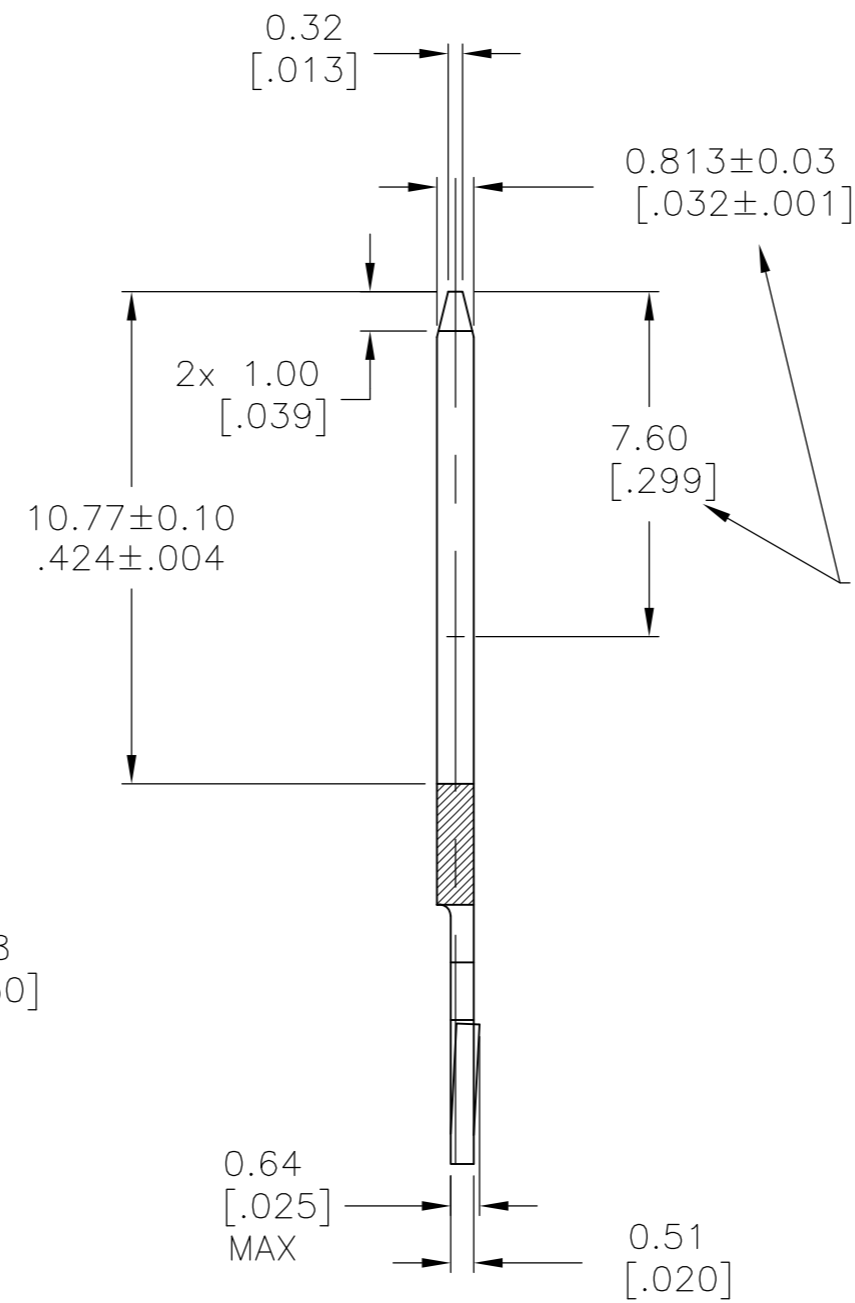
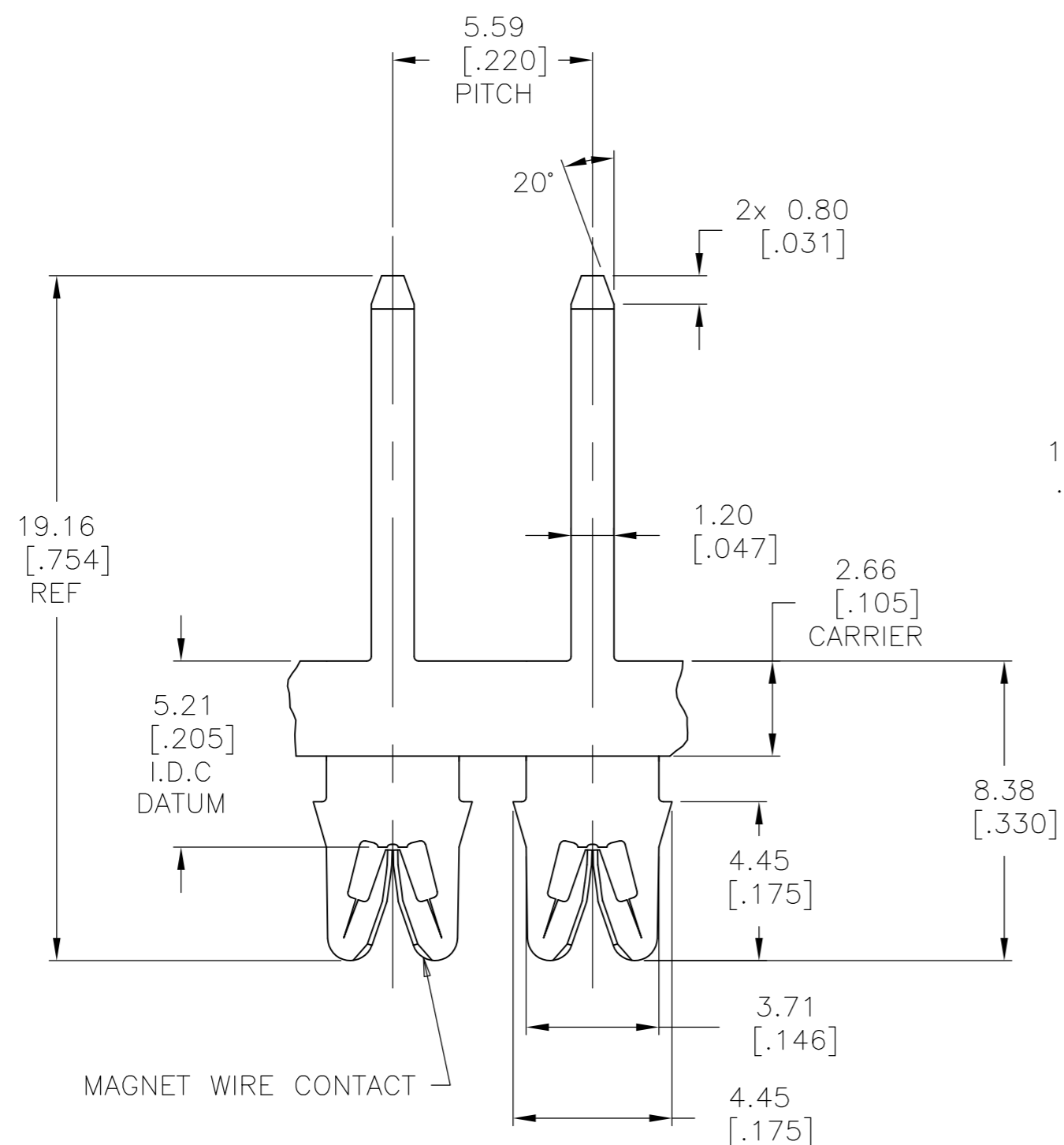
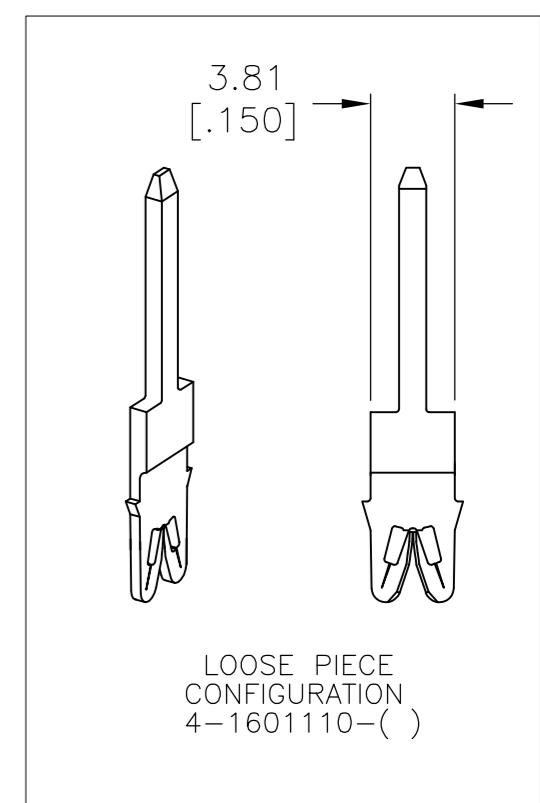


THIS DRAWING IS UNPUBLISHED. RELEASED FOR PUBLICATION
 © COPYRIGHT - By TYCO ELECTRONICS CORPORATION. ALL RIGHTS RESERVED.

LOC	DIST	REVISIONS			
P	LTR	DESCRIPTION	DATE	DWN	APVD
AF	50	D2	REVISED PER ECR-14-004879, ADD LOOSE PIECE	02APR14	GRZ JL



- 1 SPECIFICATIONS:
MAGNET WIRE #18- #34 AWG
1.02 mm (.040")- 0.16 mm (.006")
DIA COPPER
- 2 POCKET RECOMMENDATION: # 1601431
- 3 TERMINAL APPLICATION TO COMPLY WITH
TYCO ELECTRONICS SPECIFICATIONS 114-13166
FIGURE 10
- 4 PRE-PRODUCTION - FASR REQUIRED



-	-	-
-	-	-
-	-	-
Pre-Tin Plate over Copper Underplate	131-182-014	4-1601110-2
Pre-Tin Plate over Copper Underplate	131-182-014	2-1601110-2
Pre-Tin Plate over Copper Underplate	131-181-014	1601110-2
FINISH	REFERENCE PART NUMBER	TE PART NUMBER
THIS DRAWING IS A CONTROLLED DOCUMENT.	TE Connectivity	
DIMENSIONS: mm [INCHES]	DWN J.WELLER 11JAN2002 CHK M.FEHER 11JAN2002 APVD K.RANDOLPH 11JAN2002 PRODUCT SPEC 108-2085 APPLICATION SPEC	
TOLERANCES UNLESS OTHERWISE SPECIFIED:	NAME STD. RANGE WIRE TO .047 X .032 TAB SIAMEZE TERMINAL	
0 PLC ± -	SIZE A2	
1 PLC ± 0.25 [.010]	CAGE CODE 00779	
2 PLC ± 0.13 [.005]	DRAWING NO C=1601110	
3 PLC ± -	RESTRICTED TO -	
4 PLC ± -	SCALE 6:1	
ANGLES ± 2°	SHEET 1 of 1	
MATERIAL BRASS, 3/4 HARD	REV D2	
FINISH SEE TABLE	CUSTOMER DRAWING	